

CHHATTISGARH - 4 ICAPs SUMMARY

(₹ in crores)

Sl. No	Name of the Cluster	Investment Estimated	30% of Investment Required -	CGF Required	Resources mobilized through Convergence	1 st instalment to be released on approval of ICAP
1	Loharsi	137.16	41.15	35.79	101.37	9.00
2	Kunda	133.22	39.97	47.48	85.74	9.00
3	Madpal	103.22	30.97	30.41	72.81	4.50
4	Murmunda	101.78	30.53	34.04	67.74	4.50
	Total	474.76	142.61	147.94	326.85	27.00



MINISTRY OF RURAL DEVELOPMENT

National Rurban Mission

NRuM

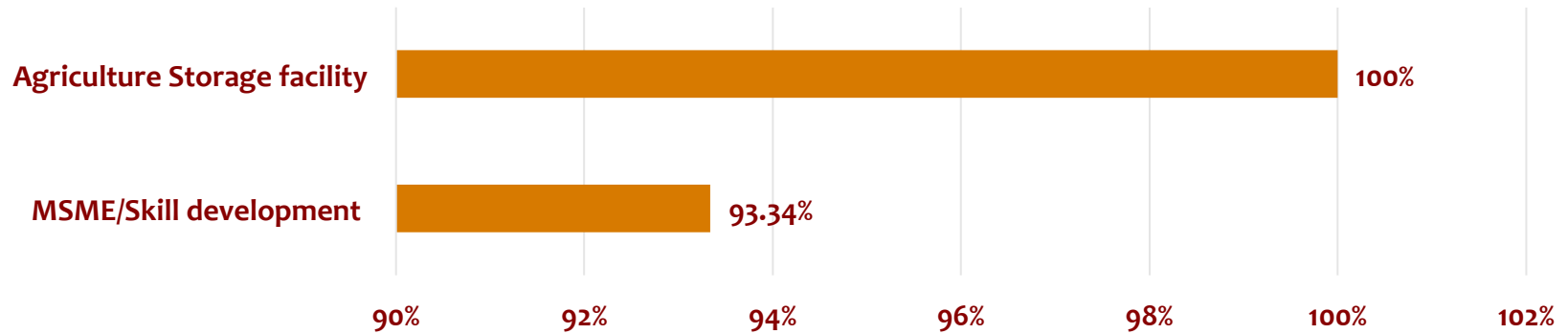
**INTEGRATED CLUSTER ACTION
PLAN**

LOHARSI CLUSTER

Dhamtari Sub District

Dhamtari District

Deficiency Analysis and Identification of Needs



- No internet connectivity in the village.
- Need of repair work in Aganwadis in all 14 villages.
- Need of Higher Secondary schools in the cluster.
- Need to increase area under drip, floriculture and mulching.
- Need of storage go-downs in the cluster.
- There is no facility for solid waste, vermicomposting and compost pit in the cluster.

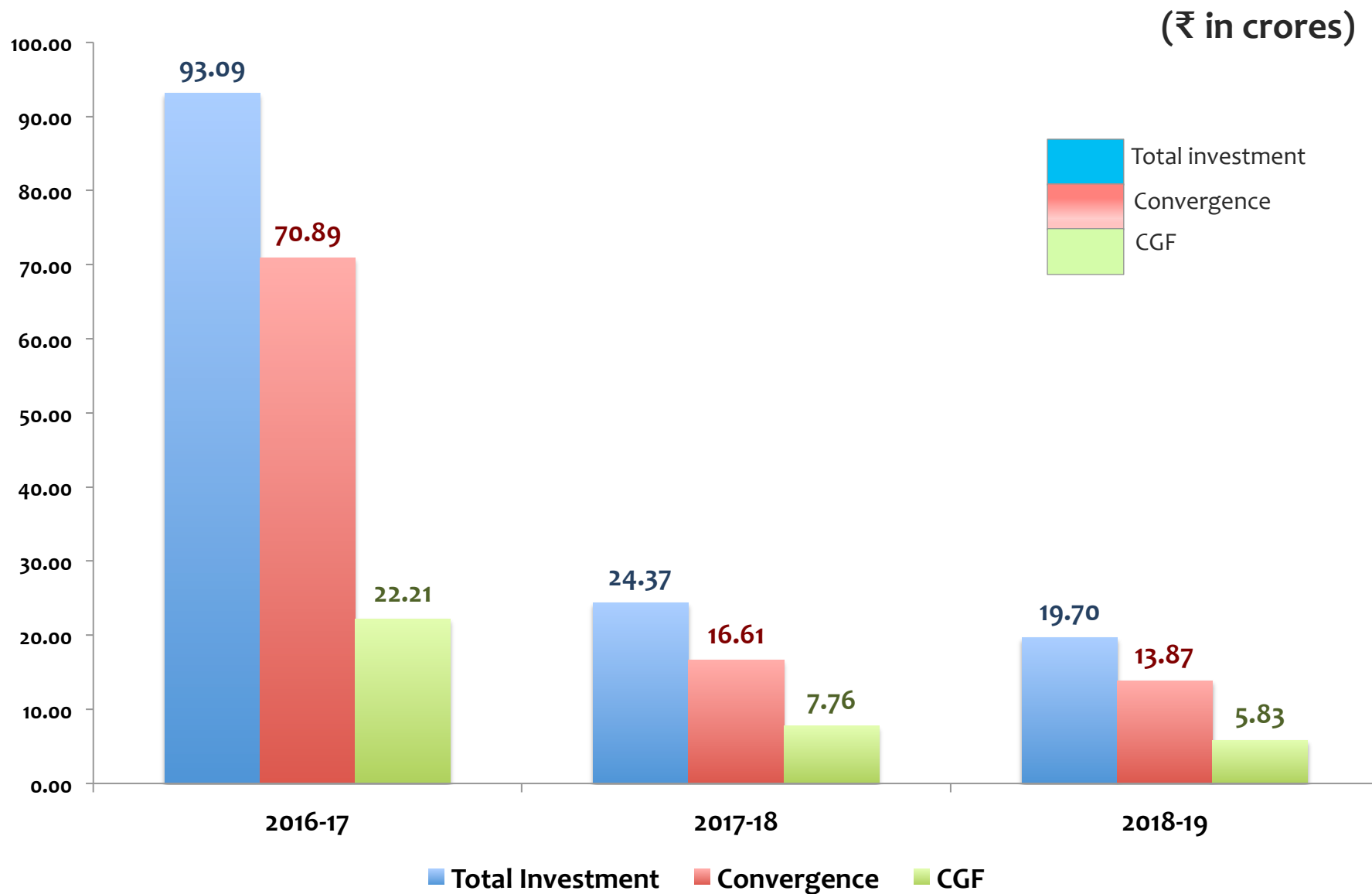
Investment and Phasing

Sl.No	Name of the component	Investment required (₹ in crores)	2016-17	2017-18	2018-19
1	Agriculture	13.17	6.93	3.97	2.26
2	Electricity	9.34	7.14	1.27	0.94
3	Skill Development	2.12	0.73	0.68	0.70
4	Education	4.90	4.90	0.00	0.00
5	Food	1.81	1.81	0.00	0.00
6	Health	0.72	0.72	0.00	0.00
7	Safe Water	15.61	6.09	5.48	4.04
8	Sanitation	13.51	7.92	3.03	2.86
9	Malnutrition	0.16	0.16	0.00	0.00
10	Plantations	0.77	0.67	0.05	0.05
11	E-governance	1.30	1.30	0.00	0.00
12	Water Harvesting	12.59	4.20	4.20	4.19
13	Upgradation of Roads	60.87	50.52	5.69	4.66
Total		137.16	93.09	24.37	19.70

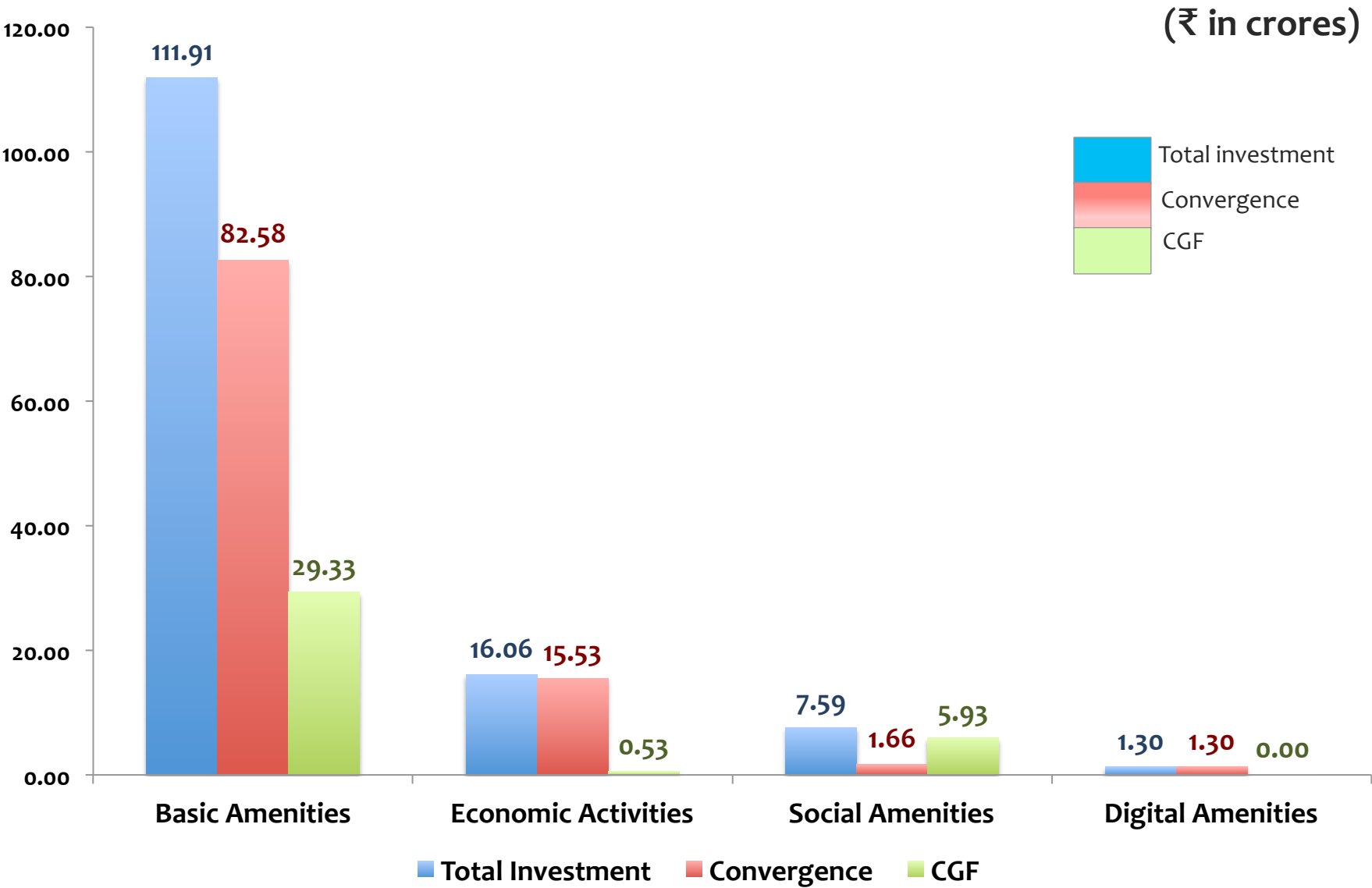
Components funded under CGF

Sl.No	Name of the component	CGF (₹ in crores)	Sub Components Funded
1	Upgradation of roads	18.55	Construction & renovation related to connectivity
2	Electricity	8.67	Provision of Village Street Lights and other related infrastructure
3	Education	3.43	Upgradation of existing facilities
4	Safe Water	2.11	Augmentation of Source & Laying of pipelines
5	Food	1.78	Storage facilities
6	Health	0.72	Upgradation of PHC, Mobile Health Unit
7	Agriculture	0.53	Developing of Organic Farms, Support to Agri Industry
Total		35.79	

Yearly Phasing of Total Investment & CGF

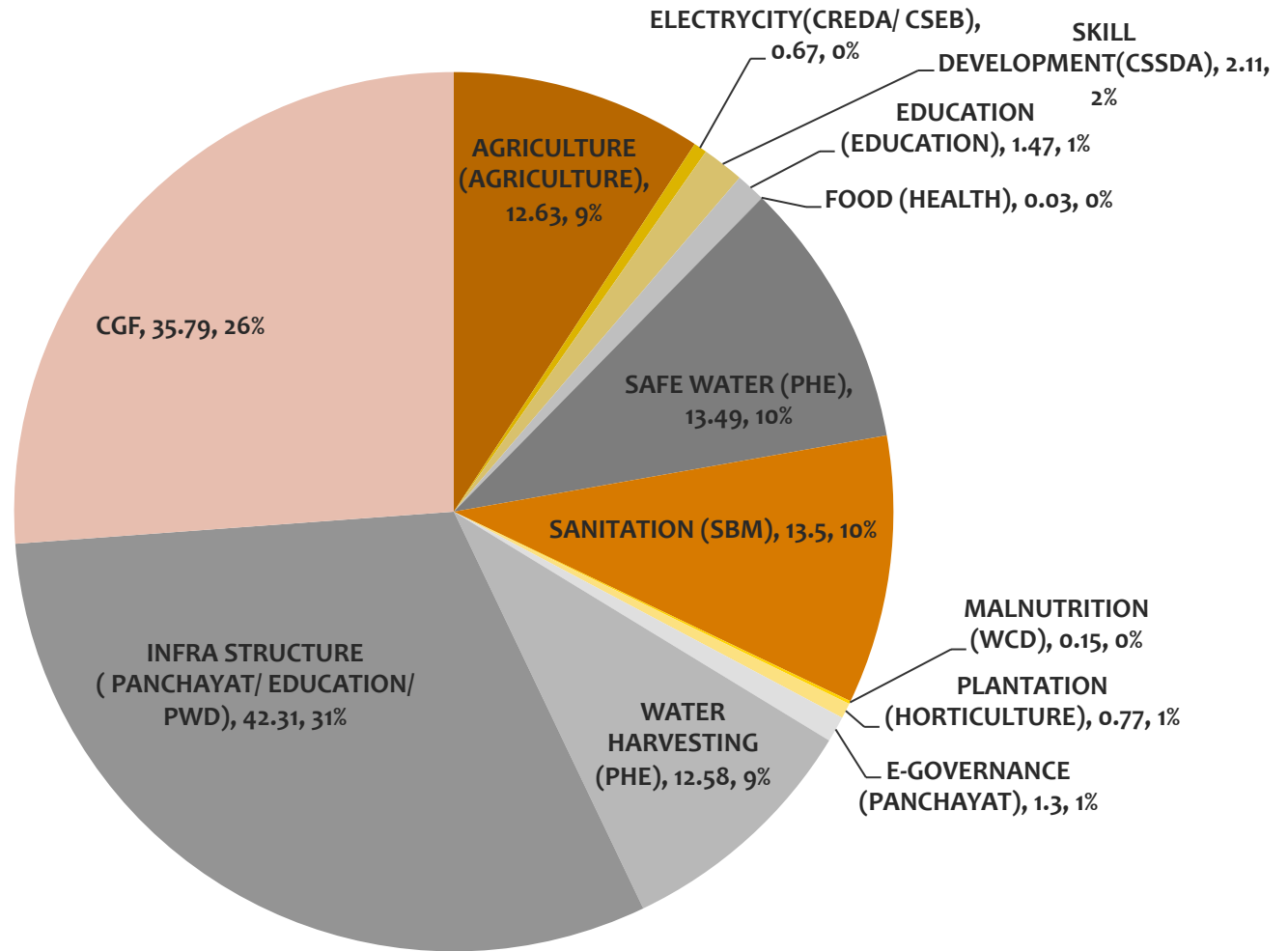


Category wise Investment, CGF and Convergence



Convergence

(₹ in crores)





MINISTRY OF RURAL DEVELOPMENT

National Rurban Mission

NRuM

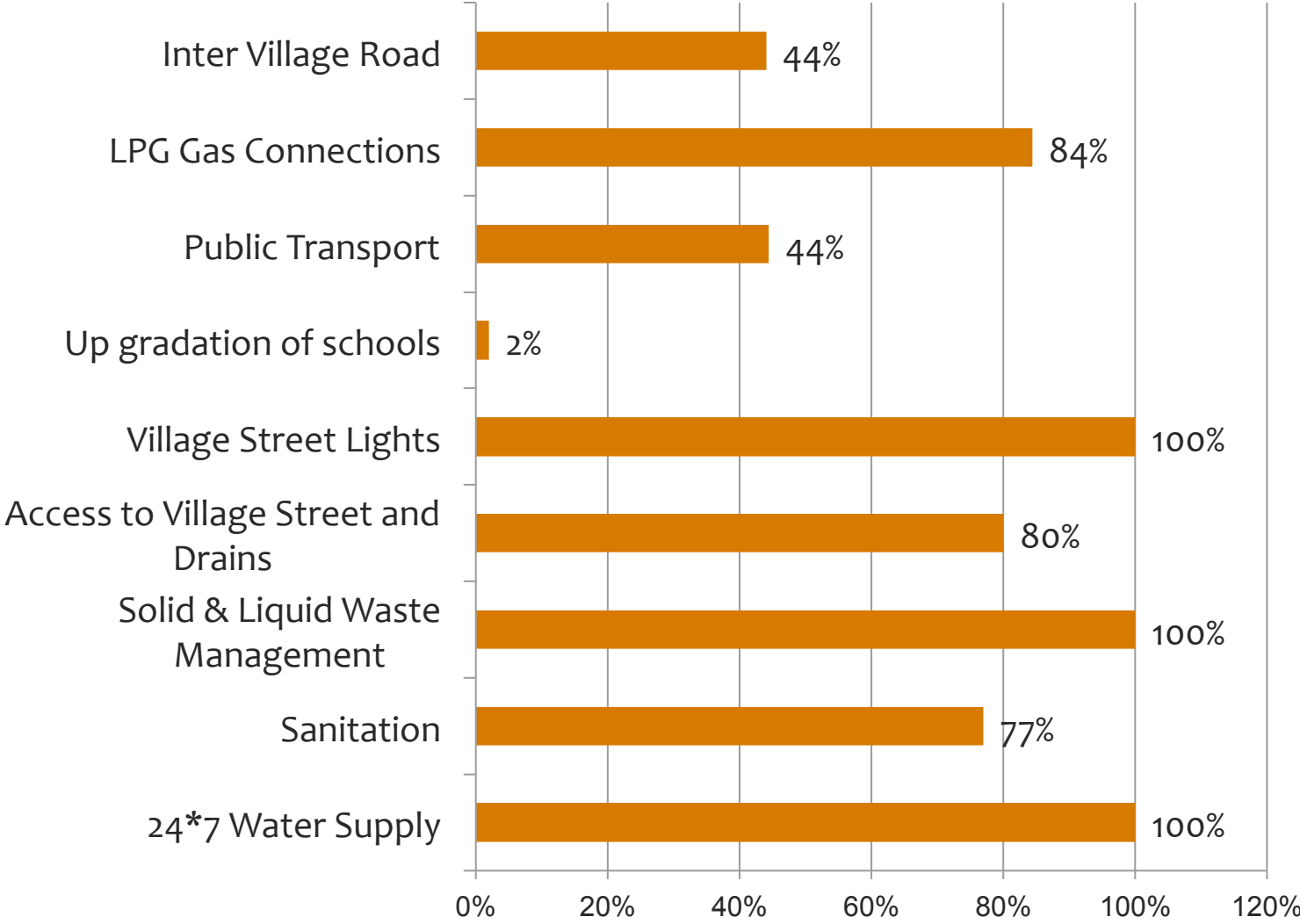
**INTEGRATED CLUSTER ACTION
PLAN**

KUNDA CLUSTER

Pandariya Mandal

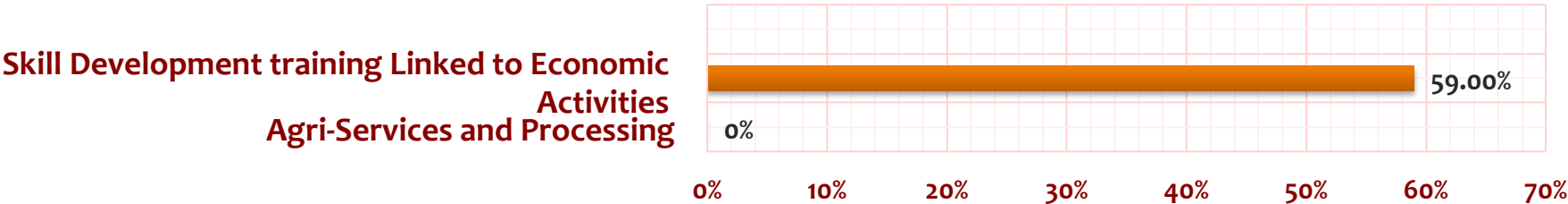
Kabirdham Dist

Deficiency Analysis and Identification of Needs

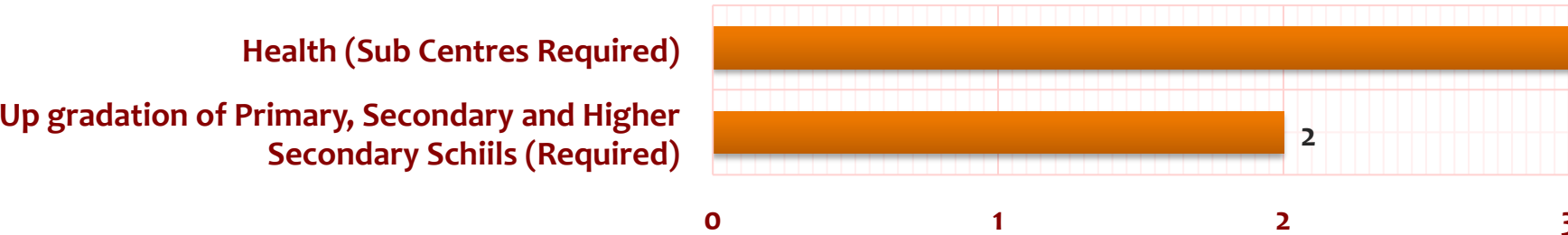


Deficiency Analysis and Identification of Needs

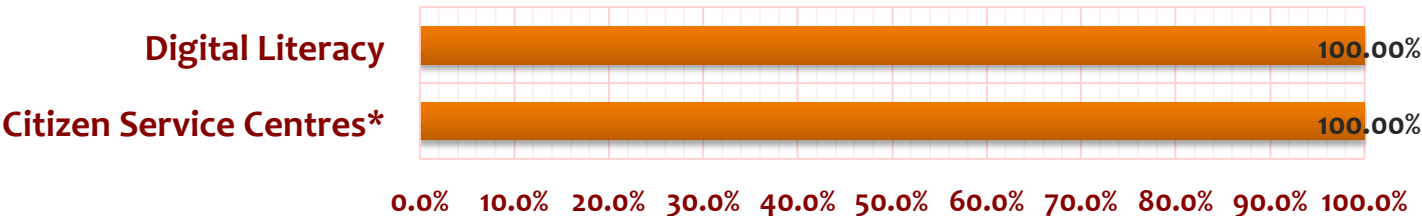
Economic Activities



Social Amenities



Digital Amenities



* Citizen Service Centres- Requirement of 1 CSC each in a GP.

Investment and Phasing

Sl.No	Name of the component	Investment required (₹ in crores)	2016-17	2017-18	2018-19
1	Housing for all	36.22	10.87	18.11	7.24
2	Village Streets with Drains	24.59	7.38	12.30	4.92
3	Solid and Liquid Waste Management	14.72	4.41	7.36	2.94
4	Inter village roads connectivity	9.28	2.78	4.64	1.86
5	24x7 Piped Water Supply	8.77	2.63	4.38	1.75
6	Agri-services and Processing	7.94	2.38	3.97	1.59
7	Sanitation	6.75	2.02	3.37	1.35
8	Protecting commons	5.90	1.77	2.95	1.18
9	Nutrition	4.59	1.38	2.29	0.92
10	Skills	3.97	1.19	1.98	0.79
11	Village Street Lights	2.93	0.88	1.47	0.59

Investment and Phasing

Sl.No	Name of the component	Investment required (₹ in crores)	2016-17	2017-18	2018-19
12	Free wi-fi zone	2.12	0.64	1.06	0.42
13	Education	1.94	0.58	0.97	0.39
14	Market facilities	1.20	0.36	0.60	0.24
15	Health	0.77	0.23	0.39	0.15
16	LPG Gas Connections	0.49	0.15	0.25	0.10
17	Citizen Service Centers	0.41	0.12	0.21	0.08
18	Public transport	0.25	0.08	0.13	0.05
19	Banking facilities	0.18	0.05	0.09	0.04
20	Rain water harvesting	0.15	0.05	0.08	0.03
21	Digital Literacy	0.08	0.02	0.04	0.02
	Total	133.22	39.97	66.61	26.64

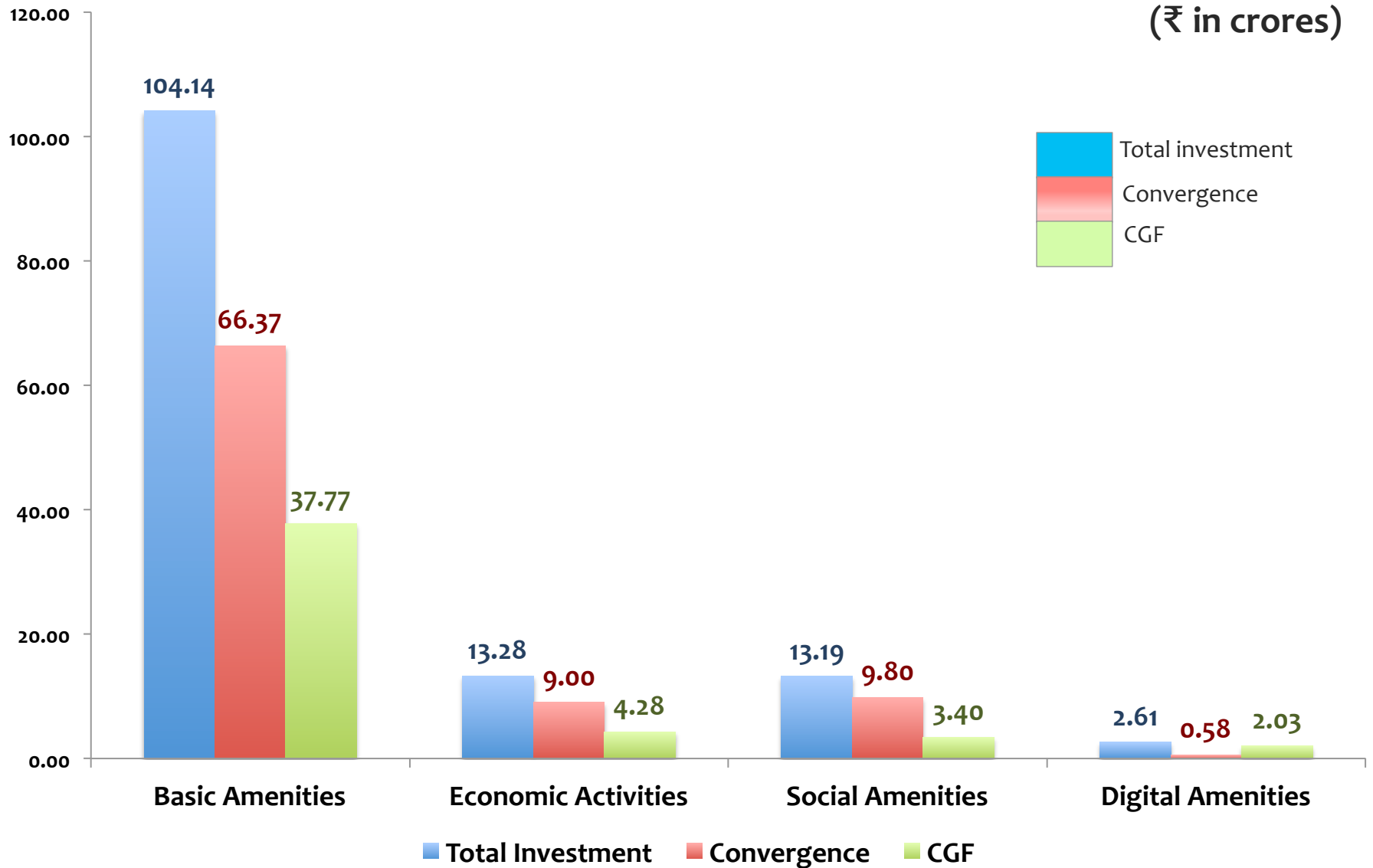
Components funded under CGF

Sl.No	Name of the component	CGF (₹ in crores)	Sub Components Funded
1	Village Streets with Drains	18.44	Construction of new roads, provision of drains etc.
2	Inter village roads connectivity	8.19	Black Topping of roads, widening of roads etc.
3	24x7 Piped Water Supply	7.96	Augmentation of source, laying of pipelines etc.
4	Agri Services & Processing	3.65	Agro-info dissemination, Model Agri Services, Promotion of organic farming, Agricultural Implements, Promoting fisheries Farmers information and advisory centre, Farmer Group formation. Agriculture produce, processing value addition, marketing (Jaggery, soyabean, chick pea), Promoting agro-industries: mini rice mills
5	Village Street Lights	2.93	Village Street Lights
6	Education	1.88	Improving Existing Infrastructure by provision of Smart furniture, Hand wash system in each school, Smart classes, Remedial coaching, Study center and library per Gram Panchayat

Components funded under CGF

Sl.No	Name of the component	CGF (₹ in crores)	Sub Components Funded
7	Free wi-fi zone	1.80	Infrastructure for creating Wi-Fi zone
8	Protecting commons	0.90	Big Lakes per GP
9	Health	0.47	Strengthening existing infra, MMU
10	Skills	0.45	Establishing mini livelihood college
11	Public transport	0.25	Improvement of existing infrastructure
12	Citizen Service Centers	0.23	Establishing Citizen Service Centre with requisite infrastructure
13	Banking facilities	0.18	Creating necessary infrastructure
14	Nutrition	0.15	Hand Wash System AWC as play school with B.A.L.A concept
Total		47.48	

Category wise Total investment and CGF





MINISTRY OF RURAL DEVELOPMENT

National Rurban Mission

NRuM

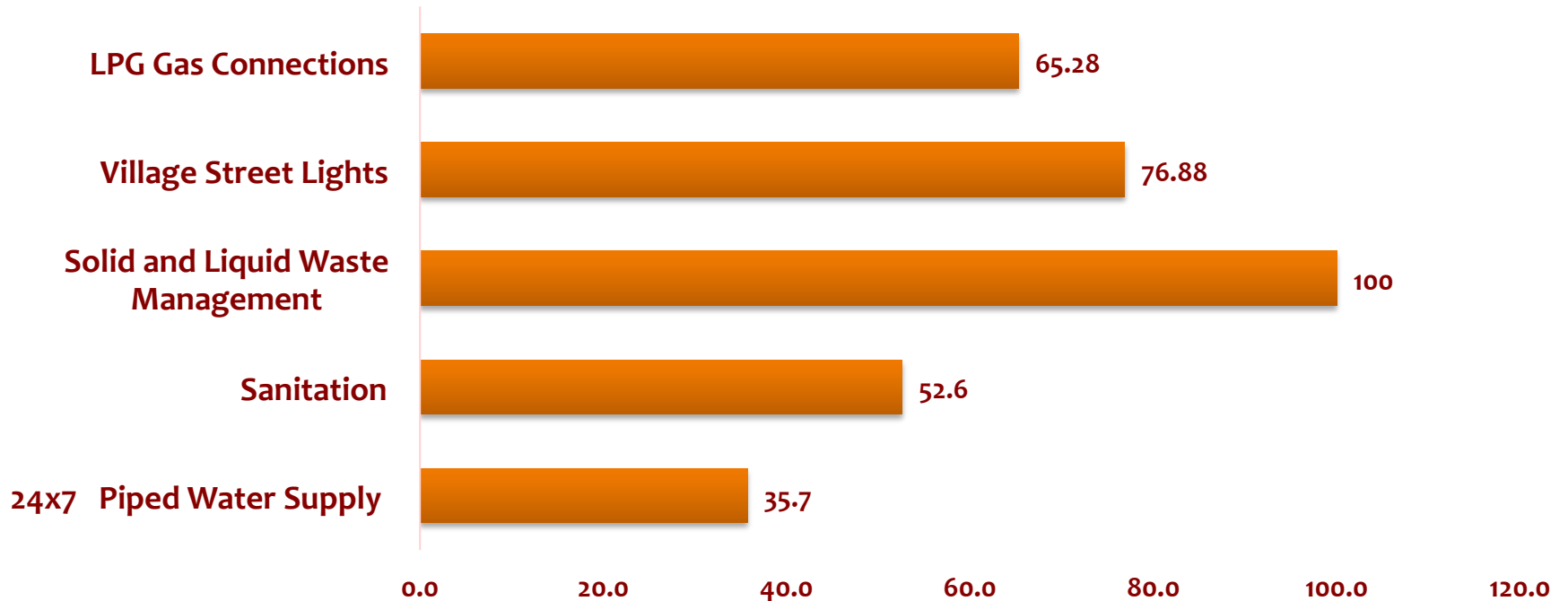
**INTEGRATED CLUSTER ACTION
PLAN**

Murmunda CLUSTER

Dongargarh Sub District

Rajnandangaon District

Deficiency Analysis and Identification of Needs

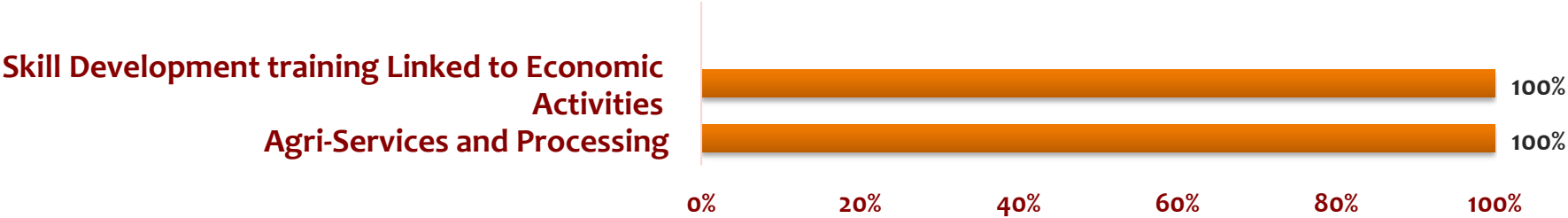


Public Transport- Autos may be provided to unemployed youth.

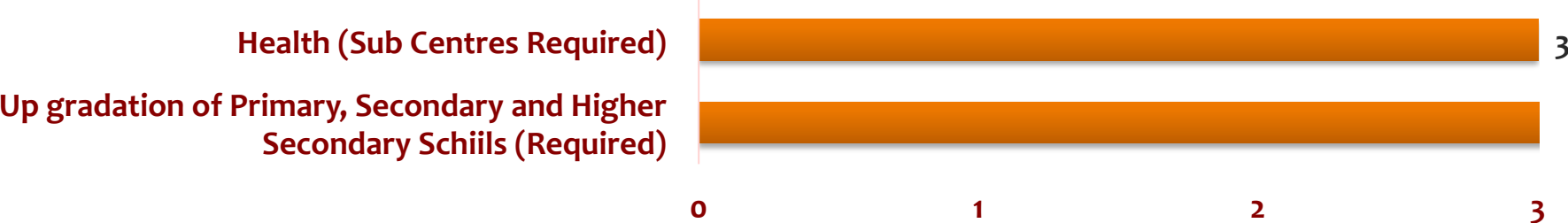
Inter Village Connectivity- 8.86 km need to be strengthened and widened

Deficiency Analysis and Identification of Needs

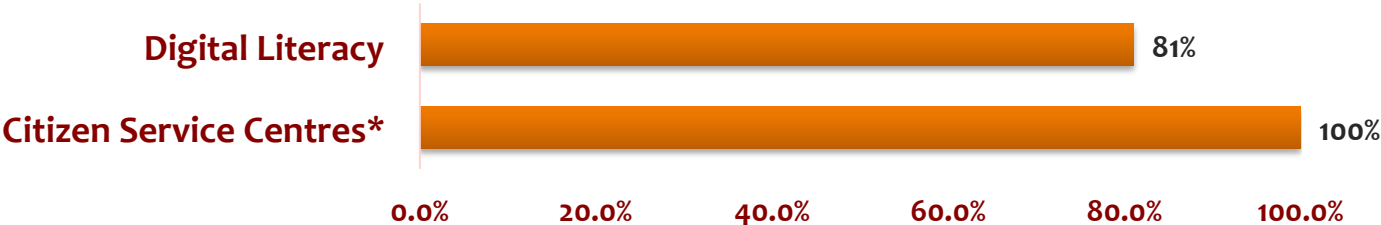
Economic Activities



Social Amenities



Digital Amenities



Citizen Service Centres- 14 CSC is required.

Yearly Phasing of Total Investment

Sl.No	Name of the component	Investment required (₹ in crores)	2016-17	2017-18	2018-19
1	Roads	33.80	10.14	16.90	6.76
2	Infrastructure	22.50	4.50	13.50	4.50
3	Housing	11.36	2.27	6.82	2.27
4	Electricity	6.70	1.34	3.35	2.01
5	Agri Services	5.90	1.18	1.77	2.95
6	Water Harvesting	4.50	0.90	2.70	0.90
7	Health	3.27	0.98	0.98	1.31
8	Drinking Water	2.70	0.81	1.08	0.81
9	Lighting	2.60	0.78	0.78	1.04
10	Women Empowerment	1.64	0.33	0.33	0.98
11	Sanitation	1.40	0.42	0.42	0.56

Yearly Phasing of Total Investment

Sl.No	Name of the component	Investment required (₹ in crores)	2016-17	2017-18	2018-19
12	Digital Panchayat	1.40	0.42	0.42	0.56
13	Education	1.38	0.41	0.41	0.55
14	Skill Development	1.30	0.26	0.26	0.78
15	Public Transport	0.80	0.16	0.16	0.48
16	Economic Development	0.30	0.06	0.06	0.18
17	WCD	0.23	0.05	0.05	0.14
Grand Total		101.78	25.01	49.99	26.78

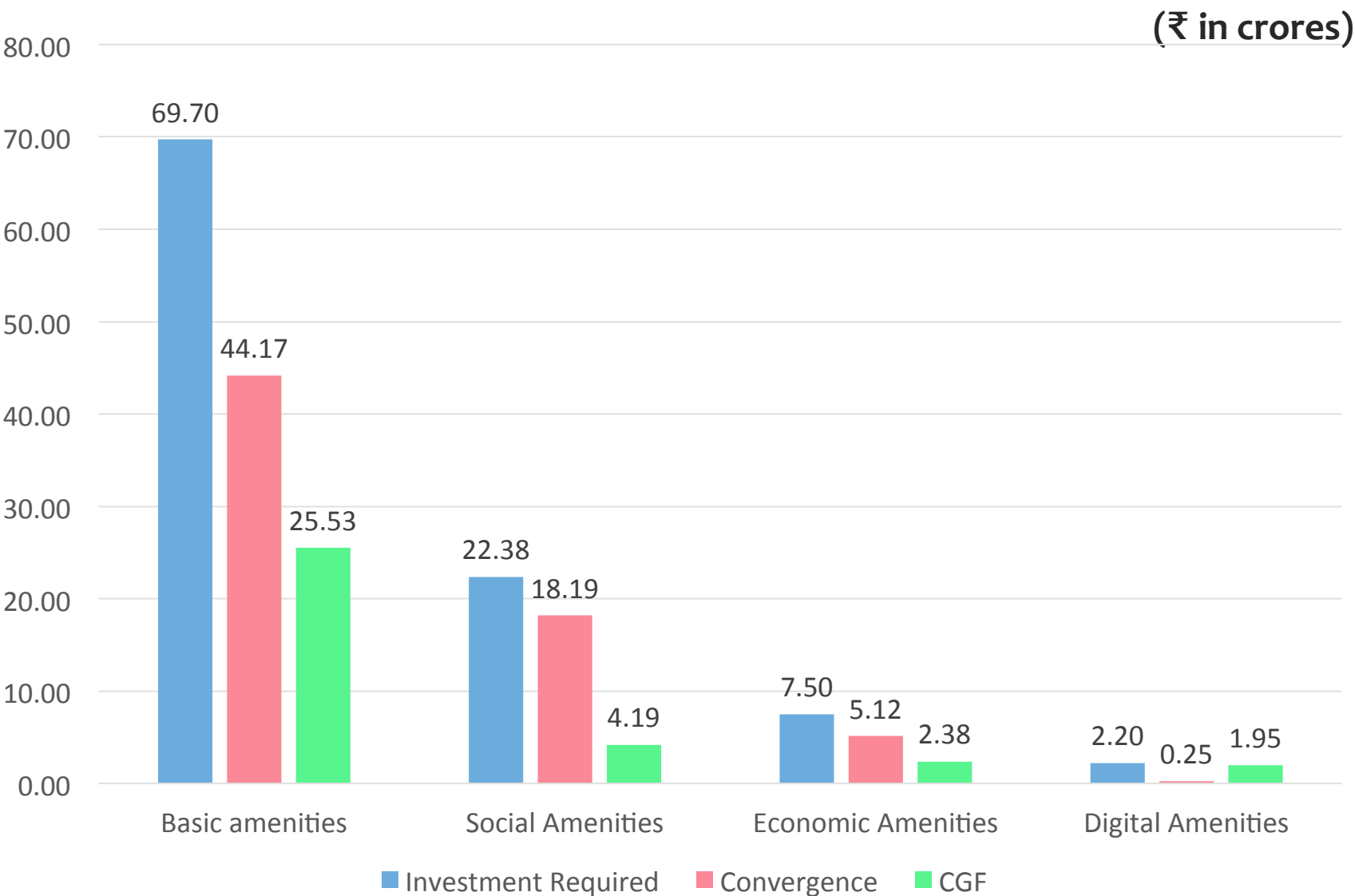
Components funded under CGF

Sl.No	Name of the component	CGF (₹ in crores)	Sub Components Funded
1	Infrastructure	9.33	Renovation and upgradation of existing common infrastructure (Bazar Sheds, Waiting Shed, Bus Stand, Culverts, Drains etc)
2	Roads	5.47	Internal Roads, Maintenance of BT Roads, New Village Roads, Black Topping of Existing Roads
3	Electricity	4.73	Power transformer, Additional Transformers, New LT lines, LT Line conversion, Repairing of existing transformers, Shifting of existing transformers, provision of mid span pole LT/HT, Replacement of damaged LT/HT Poles.
4	Digital Panchayat	1.20	e-Literacy Citizen Service Centre
5	Drinking Water	2.61	OHSR, Rising main, New distribution systems, Provision of submersible pumps, Additional tube wells.
6	Lighting	2.41	Provision of street lights
7	Agri Services	2.23	100% Soil sample Testing facility, Plant Protection Equipment Distribution, Crop Demonstration, Mini-kit distribution, Sprinkler Set distribution, Agriculture Equipment, Threshing Floor, Vermi Compost Tank, Mini Soil testing laboratory
8	Sanitation	0.98	Solid waste management
9	Public Transport	0.75	Improving existing public transport facilities

Components funded under CGF

Sl.No	Name of the component	CGF (₹ in crores)	Sub Components Funded
10	Health	3.24	Health Sub Center, SSK Building, Maternity ward For 48 hr stay of PNC mother with separate male and female toilet, Renovation of Labor room, Furniture and Equipment, IEC activity- Wall Writing, Orientation Training and activities, Malnutrition screening camp, Waste management Deep pit Construction, Bore construction for safe drinking water, Bore and pipeline repairing
11	WCD	0.23	Renovation of Anganwadi Centres by provision of drinking water facility, Toilets, Compound wall, Running water, Electricity, Internal play material, External play material, Basic amenities
12	Education	0.72	Additional Class Rooms, Renovation of existing facilities by provision of drinking water coolers, water filters, Compound wall, Furniture, etc.
13	Skill Development	0.15	Provision of skill development training in trades viz. Weaving, Automotive Repair, Construction, Electrical, Agriculture, Bamboo Fabrication, Wood work, Garment Making
Total		34.04	

Yearly Phasing of Total Investment & CGF





MINISTRY OF RURAL DEVELOPMENT

National Rurban Mission

NRuM

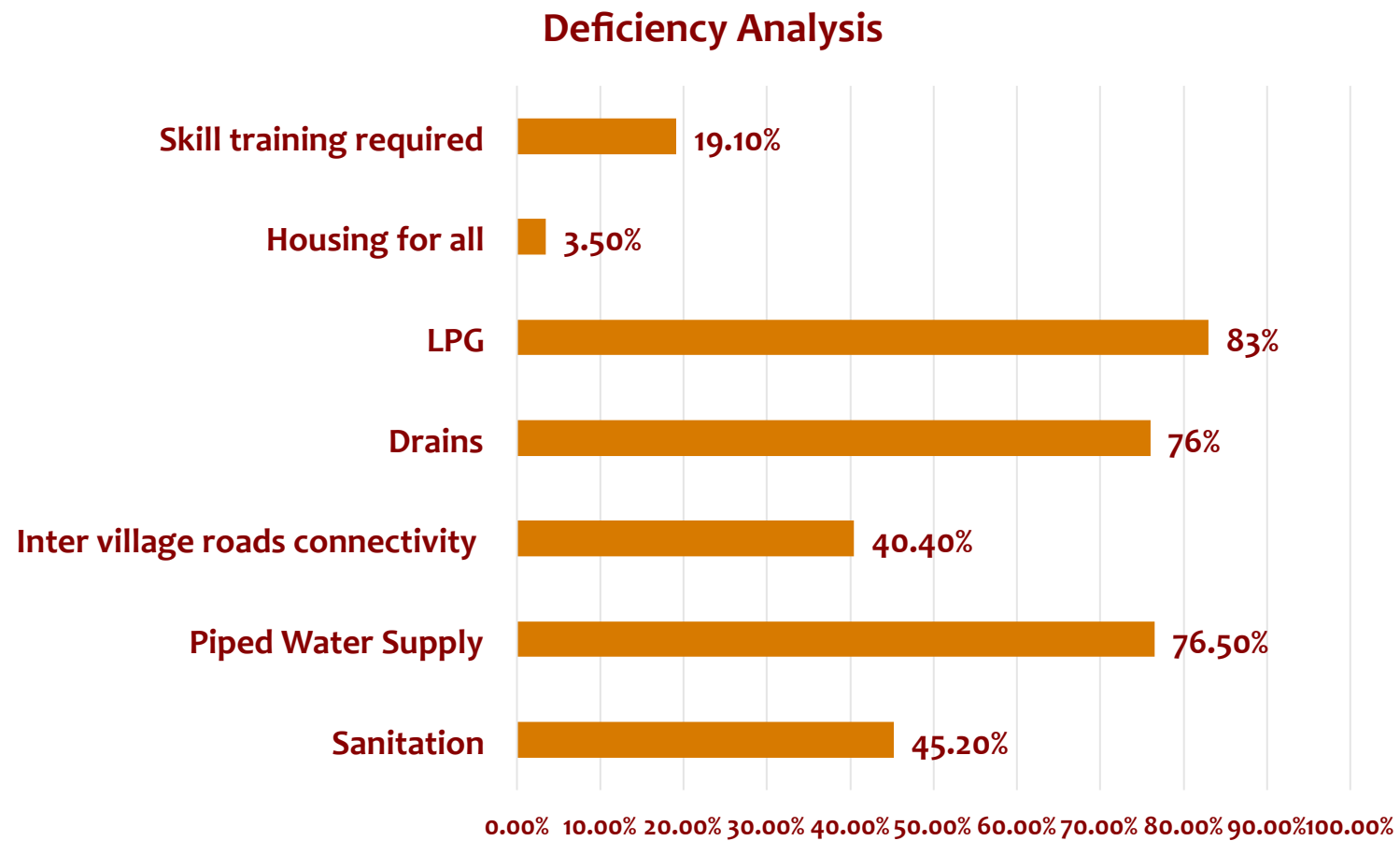
**INTEGRATED CLUSTER ACTION
PLAN**

MADPAL CLUSTER

Jagdalpur Block

Bastar District

Deficiency Analysis and Identification of Needs



Deficiency Analysis and Identification of Needs

- Treatment Center at Cluster level, Collection facility at HH level, Sanitary land fill sites, Composting at village level.
- Public Transport required in 5 GPs, City bus routes need to be modified. E-rickshaw for inter village road connectivity.
- Modernization of all 7 health facilities. 18 Anganwadi buildings required.
- Forming around 650 SHGs and 24 Village organizations in 3 years.
- Dairy establishment to utilize the capacity of the chilling plant, Rejuvenation of Cashew processing plant, Fisheries promotion in 10 ponds, 5 New ponds for fisheries, Irrigation facilities like electrification of pumps, drip and sprinkler, Pipeline extension, Provision of farm equipment through Kisan Service Centres and Solar pump.
- Setting up of plastic cluster and Training 35 people with CIPET
- 1 Citizen Service Centre (CSC) in each GP, total 13 CSC.
- Broad band connectivity in all Panchayats.

Investment and Phasing

Sl.No	Name of the component	Investment required (₹ in crores)	2016-17	2017-18	2018-19
1	Internal Roads	23.05	4.60	11.51	7.30
2	Agri Services	14.00	5.93	4.73	3.14
3	Sanitation	12.88	6.73	4.27	1.55
4	Skill development	7.95	2.65	2.65	2.65
5	Infrastructure	7.20	1.40	4.15	1.65
6	Water harvesting	6.65	2.50	2.50	1.65
7	Health	6.48	0.75	2.89	2.89
8	Education	6.22	2.78	1.68	1.75
9	Drinking Water	5.50	2.00	2.00	1.50
10	Environmental Preservation	3.75	0.00	1.85	1.90

Investment and Phasing

Sl.No	Name of the component	Investment required (₹ in crores)	2016-17	2017-18	2018-19
11	Housing	3.25	0.65	1.95	0.65
12	Lighting	2.41	1.00	1.00	0.41
13	LPG Gas Connection	1.11	0.42	0.34	0.34
14	Women and Child Development	1.11	0.41	0.35	0.35
15	Citizen Services	0.61	0.11	0.50	0.00
16	Social Mobilization	0.50	0.10	0.30	0.10
17	Handicraft and Handloom	0.40	0.20	0.20	0.00
18	Digital Literacy	0.09	0.03	0.03	0.03
19	Public Transport	0.08	0.00	0.08	0.00
Total		103.22	31.60	41.02	27.21

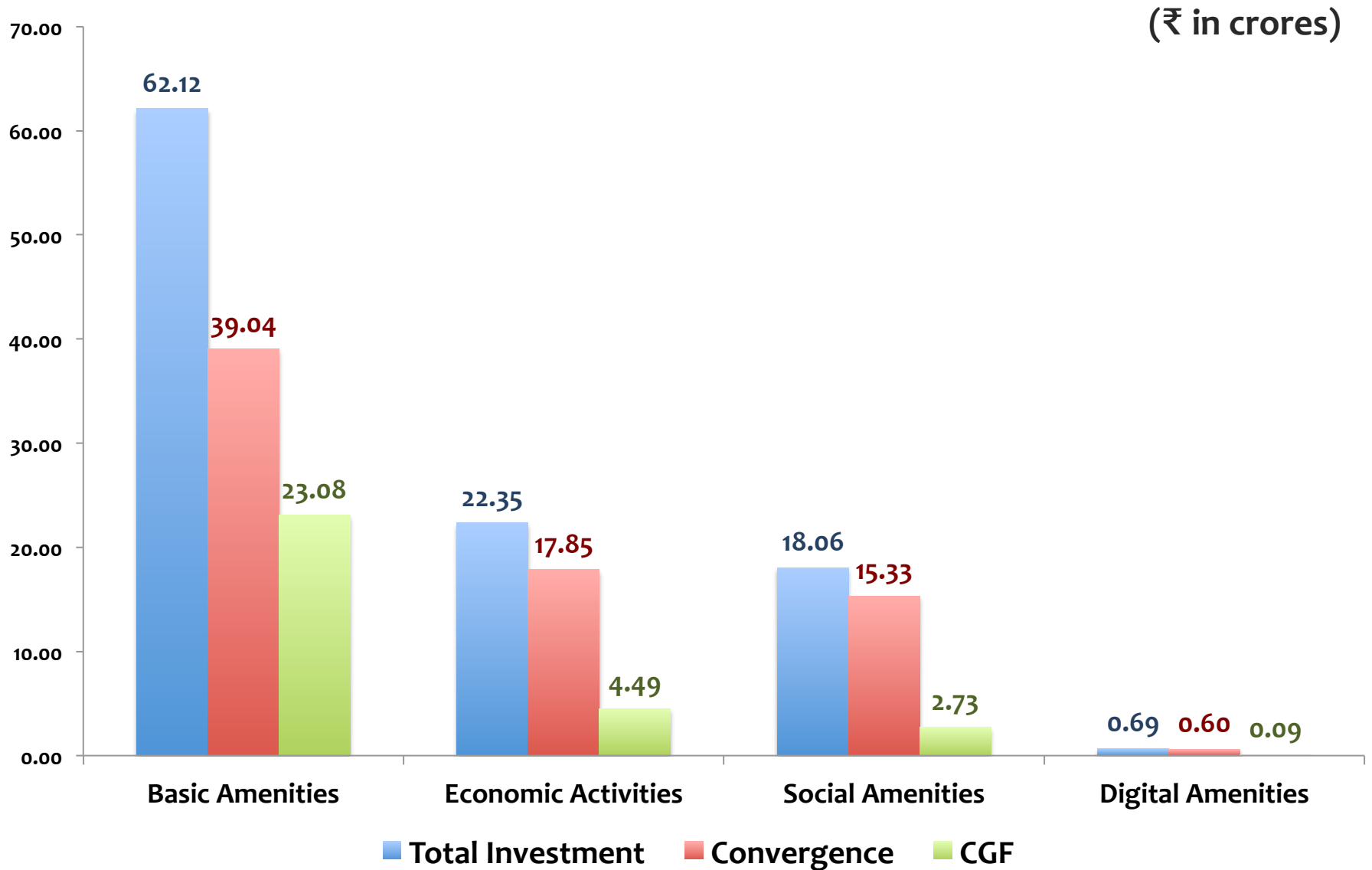
Components funded under CGF

Sl.No	Name of the component	CGF (₹ in crores)	Sub Components Funded
1	Sanitation	7.66	Solid Waste Management treatment, Public toilet, Burial grounds, Tricycles, Tractor, Sanitary kits, CC Drains
2	Internal Roads	5.00	Construction of CC Roads
3	Drinking Water	4.55	Tap connections, Pipe lines (pumping main), OHSR, Bores (150 mm), Solar spot source, Switch rooms
4	Agri Services	4.29	Cashew FPO formation, training and exposure, revamping processing plan, Fisheries in 9 tanks, New ponds for fisheries, Farmers training centre, Kisan service centre and seed bank building
5	Lighting	2.26	Street Lighting, Individual H.H Lighting, Transformers, Upgrading of lines - 11kv & LT, Formation of lines - 11 Kv & LT
6	Infrastructure	1.91	GP Building, Mini Livelihood college/Skill training centre, Bathing Ghat, Small connecting bridges
7	Medical & Health	1.48	Modern Rurban Health Center, Mobile medical Unit

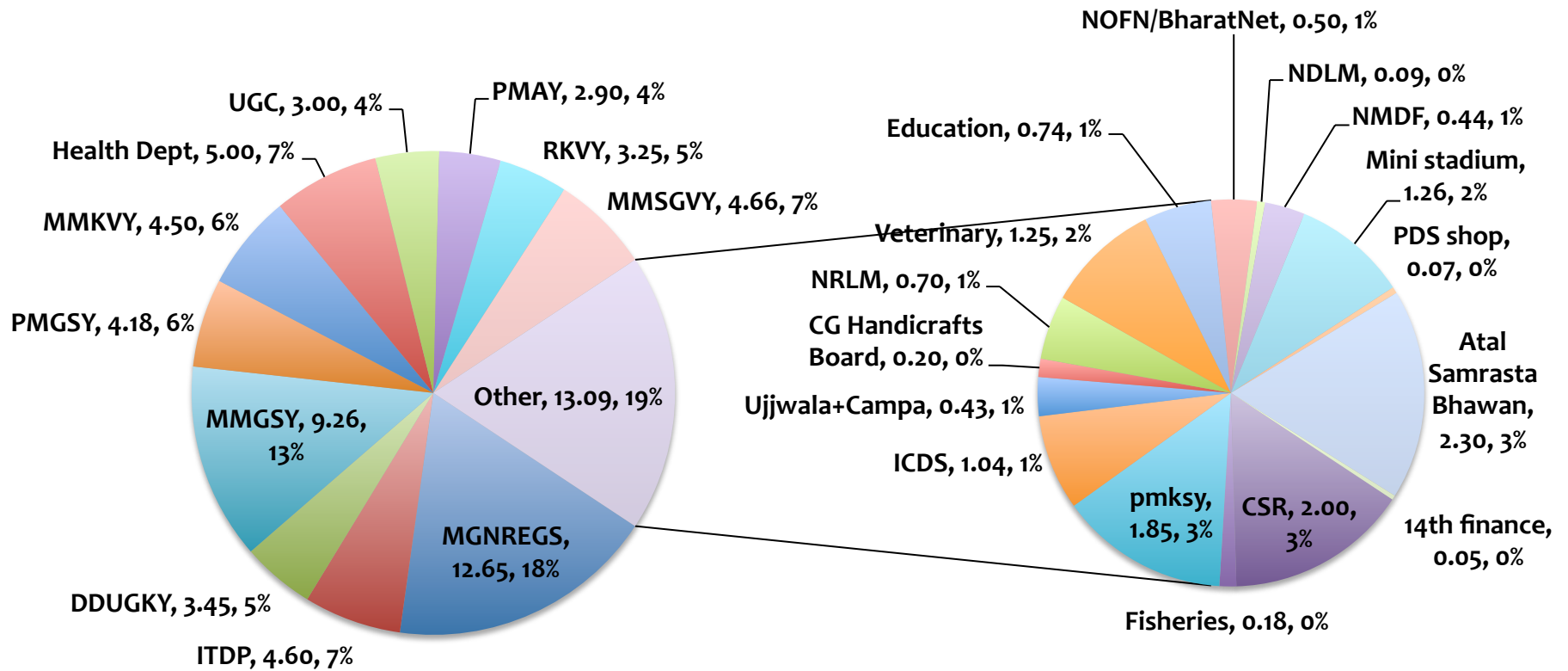
Components funded under CGF

Sl.No	Name of the component	CGF (₹ in crores)	Sub Components Funded
8	Education	1.19	Library in each village, Electrification, Drinking Water facilities, Sports Facilities, Smart class
9	Water Harvesting	0.94	Check dam, Pitching of Kasturi minor and Kalcha minor of Bhaluguda minor irrigation scheme
10	LPG Gas Connection	0.69	100% household LPG connection
11	Handicrafts and Handlooms	0.20	Common Facility Centre upgradation and raw material Bank. Marketing under Bastar Rurban brand
12	Digital Literacy	0.11	Computer, printer, scanner, adhaar and EPIC card
13	Public Transport	0.08	Inter GP Transport
14	Women & Child Welfare	0.06	Containers, Furniture, Internal playing materials for AWC.
		30.41	

Category wise Total investment and CGF



Convergence



Chhattisgarh Notification of Planning Areas Status for all clusters

- All the above clusters are under a Master plan area. The Master Plan for Pandariya sub district is still under preparation.
- Hence, in case of Chattisgarh, separate notification is not required to be done.
- Unless NRuM interventions require a change in land use from the existing Master Plan. In which case the RD department has to apply for an exemption from the T&CP department.